




Using Turnitin

You will have the opportunity to upload your answers to Turnitin. This will identify work that is cut and pasted from websites and work that is similar to other work submitted.

You can do this as many times as you need to. You are allowed up to 20% similarity. You will see the Turnitin link in the 'Plagiarism and Referencing' box on Moodle.

..... there is a section to help you understand the Turnitin system and avoid plagiarism.....

 [Using the Harvard system of referencing](#) 

 [Help with your bibliography](#) 

 [Turnitin](#) 

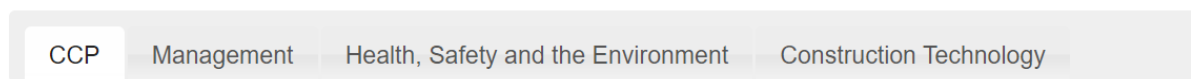
Not available

Not available unless:


- It is after **12 November 2020, 12:00 PM**
- It is before **24 November 2020, 12:00 PM**

THIS IS MANDATORY. YOU MUST PUT YOUR ANSWER THROUGH TURNITIN. ANSWERS NOT PUT THROUGH TURNITIN WILL NOT BE MARKED.

Click on the CMP Module you are submitting work into.



Click here to upload your assignment

First Name / Last Name	Submission Title	Turnitin Paper ID	Submitted	Similarity	Grade	
Thomas Arnold	--	--	--	--	--	

You will be asked to click that you have read the terms and conditions of Turnitin.

After that, add a submission title.


▼ Submit Paper

Submission Type ? File Upload ▾

Submission Title* ?

File to Submit ? Maximum size for new files: Unlimited, maximum attachments: 1

Files



You can drag and drop files here to add them.




[Add Submission](#)

To find and upload your file, click here.

Click on Add Submission

You will go back to your report. The report shows you the percentage of similarity to the internet and other students work.

Once you reach the required 20% or less, then you can go ahead and upload your answer.

Submission Title	Turnitin Paper ID	Submitted	Similarity	Grade	Overall Grade
ccp	77803630	25/11/17, 10:01	4% 	0% 	-- . 

If the percentage is more than 20%, then you will need to go back to your assignment and review.

To help you understand what Turnitin has picked up and what you can change, Turnitin produces an Originality report.

To access the Originality report click on the percentage bar.

This is a sample of the report

Due to the delayed possession of the Englemere site, and under clause 4.19 of the D&B 2016 JCT contract the contractor is entitled to claim for direct loss and/or expense as a result of the progress of the works being materially affected by relevant matters for which the client is responsible, such as failing to give the contractor possession of the site clause 2.4. (JCT, 2016)

The nature of the claim will comprise of costs resulting from the delay to the works commencement date. Prolongation costs are the additional costs arising from delay to completion of the contracted work. The contractor will almost certainly incur additional costs as a result of having to remain on site for a longer period than anticipated, which will lead to additional labour costs, plant costs, off-site overheads, fluctuations and so on. (Hackett & Statham, 2016, p318)

The Englemere contractor must give written notice of a claim as soon as it becomes reasonably apparent that the regular progress of the works is being materially affected. This need not necessarily result in a delay to the completion date, and so claims for loss and expense and claims for extensions of time do not necessarily always run together.

As part of any claim for an extension of time, the Englemere contractor must be able to prove and demonstrate that the delay in question is responsible for the effect on the completion date. The



The idea is that you can change some of the highlighted parts, particularly the third paragraph.

You can then re-load to Turnitin. The second percentage will take roughly 24hrs to show.



To download a report, use  on the right-hand side. It will give you options on how you wish to download. Select Current View

